

PART NUMBER : JCN-U4CG-UHAB-BXRT

Gold Plating:
 G=Gold Flash
 A=3u"
 B=6u"
 C=10u"
 D=15u"
 E=30u"

NOTES:

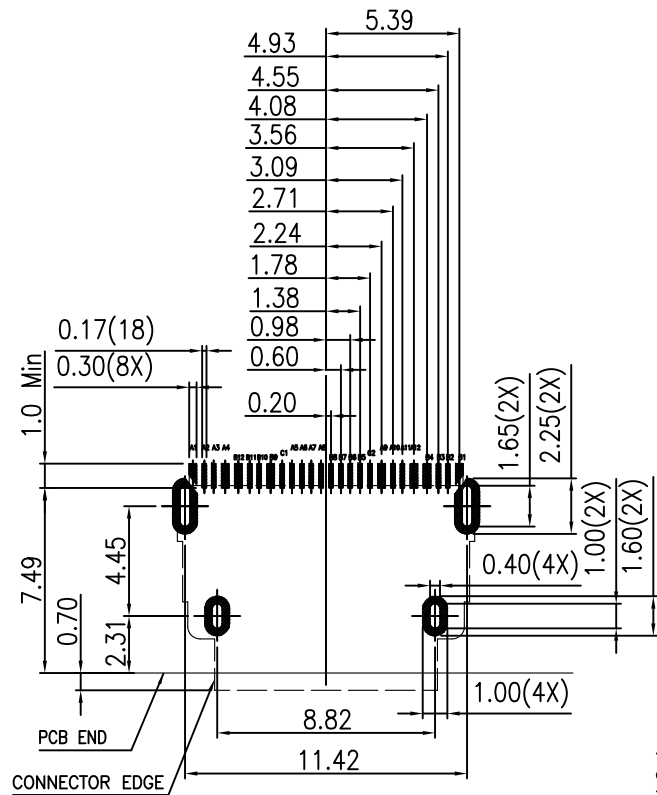
1. ELECTRICAL CHARACTERISTICS:
 - 1-1 CURRENT RATING: 5A
 A CURRENT OF 5 A IS APPLIED TO THE VBUS PIN (A4, A9, B4, and B9) AND ITS CORRESPONDING GND PIN (A1, A12, B1, and B12)
 - 1-2 VOLTAGE RATING: DC 48V
 - 1-3 DIELECTRIC WITH STANDING: AC 100V
 - 1-4 INSULATION RESISTANCE: 100 MΩ
 - 1-5 CONTACT RESISTANCE:
 INITIAL 30 MILLIOHMS MAX FOR VBUS AND GND CONTACT,
 INITIAL 40 MILLIOHMS MAX FOR ALL OTHER CONTACT,
 AFTER DURABILITY 10 MILLIOHMS MAX CHANGE,
2. MECHANICAL CHARACTERISTICS:
 - 2-1 CONNECTOR MATING FORCE: 5~20N
 - 2-2 CONNECTOR UNMATING FORCE: 8N~20N INITIAL,6N~20N AFTER DURABILITY.
 - 2-3 DURABILITY: 10000 CYCLES.
3. ENVIRONMENTAL
 - 3-1 OPERATING TEMPERATURE RANGE: -40°C TO +85°C
4. DIMENSIONS ARE IN MILLIMETERS, BRACKETED DIMENSIONS ARE INCHES EQUIVALENTS.
5. RECOMMENDED PROCESS: IR REFLOW PEAK TEMPERATURE 260±5°C
6. THE CONNECTOR IS ROHS COMPLIANT AND HALOGEN FREE.
7. WHEN PLUG IS INSERTED INTO CONNECTOR IN WORSE CONDITION, SPRING TIP TOUCH PCB. SO INHIBIT CIRCUIT IN SPRING TIP AREA.

Section B-B

CHECKED UNA	UNLESS OTHERWISE SPECIFIED TOLERANCE	NAME Thunderbolt 5 USB C, 1 Row SMT,Offset 4.13mm,Dip Shell,Receptacle	SCALE NA	UNIT mm	Material/Plated/Notes ① SHIELD:STAINLESS STEEL/NICKEL PLATING ② HOUSING:HIGH TEMPERATURE PLASTIC, UL94 V-0. ③ CONTACTS:COPPER ALLOY/NICKEL UNDERPLATED OVERALL, LEAD FREE TIN ALLOY AT TERMINATION.	PART NO. & DOC NO. JCN-U4CG-UHAB-BXRT
APPROVED KL	Dimension Range Tolerance X.X ±0.35 X.XX ±0.25 X.XXX ±0.15 ANGLE ±5°	SIZE A4	SHEET 1/2			
REV. A						

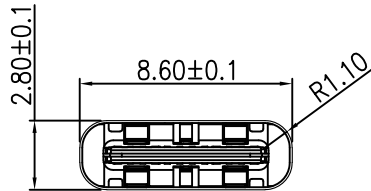
HF RoHS	 V-GENERAL TECHNOLOGY 維將科技股份有限公司
THIS IS A ROHS COMPLIANT COMPONENTY PRODUCT.	

△	NEW DESING	UNA	110824
MARK	REVISION RECORD	DRAWN	MMDDYY'

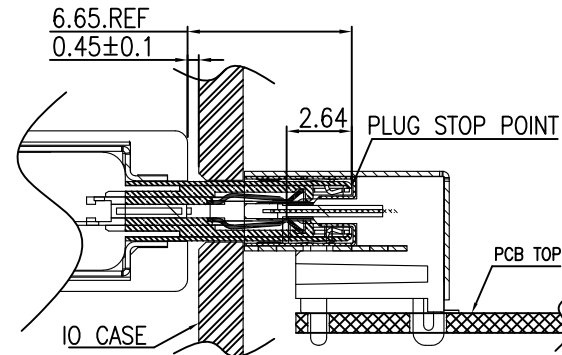


RECOMMEND PCB LAYOUT
TOP VIEW Tolerance:±0.05mm

SOLDER AREA
 Tolerance:+0.05mm



Panel Cut Out



PLUG INTO RECEPTACLE REPRESENT

PIN ASSIGNMENT		
Pin Number	Signal Name	Description
A1	GND	Ground for Power Return
A2	SS TX1+	Positive half of first SuperSpeed TX differential pair
A3	SS TX1-	Negative half of first SuperSpeed TX differential pair
A4	VBUS	POWER
A5	CC1	Configuration Channel
A6	D+	USB2.0 differential pair
A7	D-	
A8	SBU1	Sideband Use (SBU)
A9	VBUS	POWER
A10	SS RX2-	Negative half of second SuperSpeed RX differential pair
A11	SS RX2+	Positive half of second SuperSpeed RX differential pair
A12	GND	Ground for Power Return (Middle partitions shorts)
B12	GND	Ground for Power Return (Middle partitions shorts)
B11	SS RX1+	Positive half of first SuperSpeed RX differential pair
B10	SS RX1-	Negative half of first SuperSpeed RX differential pair
B9	VBUS	POWER
B8	SBU2	Sideband Use (SBU)
B7	D-	USB2.0 differential pair
B6	D+	
B5	CC2	Configuration Channel
B4	VBUS	POWER
B3	SS TX2-	Negative half of second SuperSpeed TX differential pair
B2	SS TX2+	Positive half of second SuperSpeed TX differential pair
B1	GND	Ground for Power Return
C1	GND	Center shielding Ground pin,
C2	GND	Center shielding Ground pin,

CHECKED UNA	UNLESS OTHERWISE SPECIFIED TOLERANCE	NAME	Thunderbolt 5 USB C,1 Row SMT,Offset 4.13mm,Dip Shell,Receptacle		
APPROVED KL		SCALE	UNIT	Material/Plated/Notes	
REV. A		Dimension Range	NA	mm	① SHIELD:STAINLESS STEEL/NICKEL PLATING
		Tolerance	SIZE	SHEET	② HOUSING:HIGH TEMPERATURE PLASTIC, UL94 V-0.
		X.X	±0.35	③ CONTACTS:COPPER ALLOY/NICKEL UNDERPLATED OVERALL, LEAD FREE TIN ALLOY AT TERMINATION.	
		X.XX	±0.25		
		X.XXX	±0.15		
		ANGLE	±5°		
		A4	2/2	PART NO. & DOC NO. JCN-U4CG-UHAB-BXRT	

HF RoHS	 V-GENERAL TECHNOLOGY 維將科技股份有限公司
THIS IS A RoHS COMPLIANT COMPONENTY PRODUCT.	

△	NEW DESING	UNA	110824
MARK	REVISION RECORD	DRAWN	MMDDYY